

## **Backyard Bible Club** **Wordless Book Theme**

Looking for a fun way to reach out to your neighbor children and share the love of Jesus Christ with them? Host a Backyard Bible Club (BBC)!




This document is a quick overview of a “Wordless Book” themed BBC. You’ll find complete supply lists, instructions, printables, and pictures, so you can have five, fun filled days of activities - including Bible Stories, visual aids, songs, verses, crafts, snacks, and games!

The Wordless Book is a book that is simply 5 colored pages stapled together. Each day the meaning of a different colored page is explained.

### **Promotion**

Approximately 2-3 weeks beforehand let your neighbors know that you'll be hosting a Backyard Bible Club! Be sure to request that parents let you know if their children will be attending, so you can purchase adequate craft and snack supplies. Also, collect the parents' email addresses and cell phone numbers so you can send a reminder email and text the day before BBC begins. (See Appendix 1 for full page BBC Flyer.)



**Backyard Bible Club**  
**For kids ages 4-12**

**July 18 – 22, 2016**  
**Monday – Friday**  
**10:00 a.m. – 11:30 a.m.**

**Cost: Free!**

**Bible Lessons**      **Games**      **Snacks**  
**Songs**      **Friends**      **Crafts**

If you plan to attend please let us know by returning this slip to Greg & Rachel Vrugink - Townhouse 183

Child's Name #1: _____	Child's Age #1: _____
Child's Name #2: _____	Child's Age #2: _____
Child's Name #3: _____	Child's Age #3: _____
Parent/Guardian Name: _____	Parent/Guardian Cell Phone: _____
Parent/Guardian Email: _____	

### **Schedule**

A good time frame for a BBC is 90 minutes. We chose 10:00-11:30 AM. The schedule is loose – some days we spent more time on crafts and other days games took longer, but creating a schedule kept us on-task and gave the kids a consistent daily flow.

10:00-10:10 Welcome/Play Time  
10:10-10:20 Bible Lesson  
10:20-10:35 Songs  
10:35-10:40 Memory Verse  
10:40-10:55 Craft  
10:55-11:10 Snack  
11:10-11:25 Game  
11:25-11:30 Play Time/Goodbye

## Color Theme

Each day the children were encouraged to wear the theme color of the day!

Monday: Black

Tuesday: Red

Wednesday: White

Thursday: Yellow/Gold

Friday: Green



## Bible Lessons

After all the children arrived, each day we began with our Bible story and lesson. Each day we explained the meaning of the daily color using the wordless book and our “word worm.”

We then used *The Big Picture Story Bible* by David Helm to tell a relating Bible story, and had a visual aid activity to help the children get involved with the daily lesson.

### **Monday: Black – Creation / Adam & Eve’s Sin**

*The Big Picture Story Bible* - Pages 15-49

### **Visual Aid: Black Pompoms on Heart**

– As the children placed black pompoms on their hearts they mentioned sins that make our hearts dark/black.

Supplies:

Sin Heart sheets (See Appendix 2 and print on white cardstock)

Elmer's glue

Large black pompoms (8 per child)



## **Tuesday: Red – Jesus Death and Resurrection**

*The Big Picture Story Bible - Pages 359-395*



### **Visual Aid: Cleaning Hearts**

– The children wrote sins on red foam hearts and we washed them clean using soapy water and rags.

#### **Supplies:**

Foam Hearts (See Appendix 3, print on cardstock, cut, trace onto red foam, and cut 1 per child)

Washable markers

Bucket of soapy water and rags

## **Wednesday: White – Nicodemus' Lesson on Being Born Again**

*The Big Picture Story Bible - Pages 307-321*

### **Visual Aid: You, Sin, Christ Water Activity**

You Glass = plain water

Sin Glass = water and iodine

Jesus Glass = water and bleach.

Have a child pour the “Sin” into “You” explaining that we all have sinned. (The “You” water will become dirty.) Have a child pour “Jesus” into “You” explaining that Jesus has cleansed us from our sin. (The “You” water will magically become clean.) Have a child pour “Sin” into “Jesus” explaining that God poured onto Jesus the sins of us all even though He was sinless. (The “Jesus” water will magically remain clean.) Have a child pour “Jesus” into “Sin” explaining that Jesus has conquered sin and death. (The “Sin” water will magically become clean.)

#### **Supplies:**

3 Glasses labeled “You,” “Sin,” and “Jesus”

Water

Iodine

Bleach





## Thursday: Gold – New Heaven & Earth

*The Big Picture Story Bible* – Pages 437-451



### Visual Aid: Heavenly Treasurers

– The children pulled “jewel” facts about heaven from a treasure box.

#### Supplies:

Wooden Treasure Box

15 Treasurer Paper Pieces with Facts About Heaven on the Back (See Appendixes 4 & 5)

## Friday: Green – Growing

*The Big Picture Story Bible* – Pages 413-435

### Visual Aid: Flower

– Give the plant Soil, Sunlight, Water

What three things does a plant need to grow and thrive?

1. Soil – Have the children plant a flower in the dirt. Explain to the children that just as a flower must be planted in soil so we must first be planted in Jesus Christ – without being rooted in Jesus we can't have true life. “Remain in me, as I also remain in you. No branch can bear fruit by itself; it must remain in the vine. Neither can you bear fruit unless you remain in me.” John 15:4
2. Sunlight – Have the children remove a box covering the flower. Explain to the children that just as a flower must have sunlight to be healthy and strong, so we must read the Bible to be healthy and strong Christians. “Your word is a lamp for my feet, a light on my path.” Psalm 119:105
3. Water – Have the children water the flower. Explain to the children that just as a flower must have water to be refreshed, so we must spend time with other believers to be refreshed. Other Christians love one another, support each other, and encourage each other. When we come together to praise God and learn from God's Word it refreshes our souls. “For I have derived much joy and comfort from your love, my brother, because the hearts of the saints have been refreshed through you.” Philemon 1:7



#### Supplies:

Flower

Dirt

Box

Water

## Songs

We sang 4 songs daily. The Wordless Book song explains the meaning of the 5 daily colors. The 3 Bible verse songs are Tuesday, Wednesday, and Friday's Bible verses, so the kids are naturally hiding God's Word in their hearts as they learn the songs. The daily Bible verses were printed on colored cardstock and taped to the side of the house. (See Appendix 6) This provided the needed lyrics to help the children learn the songs. We also made up hand motions to go along with each song (3 of which were also Bible verses).

- Wordless Book Song – Aanderud's Childrens Music
- John 3:16 - The Rizers
- 2 Corinthians 5:17 – The Rizers
- 2 Peter 3:18 – The Rizers

## Memory Verses

The daily Bible verses were printed on colored cardstock and taped to the side of the house. (See Appendix 6) Each day during the Bible story we would learn a new Bible verse as a group. We also made up hand motions to go along with each verse (3 of which were also songs).



Monday: Black – John 8:12

*“Jesus spoke to them, saying, ‘I am the light of the world. Whoever follows me will not walk in darkness, but will have the light of life.’”*

Tuesday: Red – John 3:16

*“For God so loved the world, that he gave his only Son, that whoever believes in him should not perish but have eternal life.”*

Wednesday: White – 2 Corinthians 5:17

*“Therefore, if anyone is in Christ, he is a new creation. The old has passed away; behold, the new has come.”*

Thursday: Gold – 1 Peter 1:3-4

*“Through Jesus Christ we have an inheritance that is indestructible, pure, and unfading, kept in heaven for you.”*

Friday: Green – 2 Peter 3:18

*“Grow up in the grace and knowledge of our Lord and Savior Jesus Christ. To him be glory both now and forever. Amen.”*

## Crafts

### **Monday: Black – Blindfolds**

Supplies:

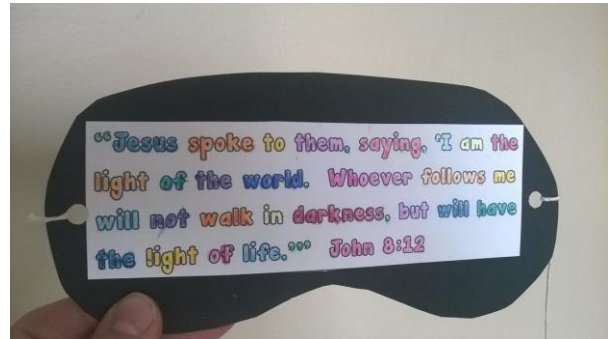
Blindfolds (See Appendix 7, print page 1, cut, and trace onto black cardstock)

Verse Sheets (See Appendix 7 and print page 2 onto white cardstock)

Hole punch

Tape

String (18 inches - 2 per child)



Instructions:

- 1) Cut out masks/verses.
- 2) Glue verse to mask and color.
- 3) Tape the edge of the mask (for reinforcement) and punch two holes.
- 4) Tie strings to mask and tie around child's head to size.

### **Tuesday: Red - Jesus Saves Life Preservers**

Supplies:

Paper plates (cut a hole in the middle and punch four holes in the sides)

Red markers

White string

Scissors

Camera

Photo Printer



Instructions

- 1) Take a picture of each child and print it.
- 2) Color four strips on the life preserver and write Jesus Saves (preferably in red)
- 3) String the white thread through the four holes leaving a long string for tossing
- 4) Tape the child's picture in the center of the life preserver (cut as needed)

### Wednesday: White – Caterpillars to Butterflies

#### Supplies:

Jumbo Craft Sticks (5 per child)

1.5 in. Scotch Masking Tape

Pompoms (9 per child)

Chenille Stems (cut into 1 inch pieces – 2 per child)

Tacky Glue

Wiggle Eyes

Crayons



#### Instructions:

- 1) Tape the sticks together two-by-two rotating sides. (Below is a picture of the front and back.) Do this beforehand so the taped sticks are ready to go for the kids.
- 2) Instruct the children to write “The New Has Come” and draw a butterfly on the back.
- 3) Fold the butterfly up, and glue on the pompoms, chenille stems, and wiggly eyes to create a caterpillar.



### Thursday: Gold – Heaven Door Knob Hangers

#### Supplies:

Door Knob Hangers (See Appendix 8 and print on white card stock)

Gold Sticker Paper

Scissors

Jewel Stickers

Crayons

#### Instructions:

- 1) Instruct the children to cut out a mansion and street of gold using the gold sticker paper.
- 2) Instruct the children to use the jewels and crayons to finish decorating their door knob holders as a reminder of what the new heaven and earth will look like.





### **Friday: Green – Wordless Book Bracelets**

Supplies (per child):

- 3 Black Pony Beads
- 3 Red Pony Beads
- 3 White Pony Beads
- 3 Gold Pony Beads
- 3 Green Pony Beads
- 12 inches of suede leather lace

Instructions:

- 1) Beforehand cut the leather and tie a knot several inches from the end.
- 2) Instruct the children to thread the colored beads onto their bracelets.
- 3) Tie a knot for the children at the end of their beads.
- 4) Thread two beads (any color) on one end of the chord. Thread the other end of the chord through the beads in the opposite direction. Tie knots on the ends of the chords (if the chords are really long cut down to size). Pulling the knots in the opposite directions will tighten the bracelet around the wrist to put on and take off easily.



### **Snacks**

Monday: Black Oreos

Tuesday: Red Jell-O Cups

Wednesday: White Popcorn

Thursday: Goldfish Crackers

Friday: Green Key Lime Cupcakes



### **Games**

#### **Monday: Blindfold Mazes**

– The children had to navigate various mazes blindfolded with a partner giving instructions. Sometimes the children were allowed to lead their partners by the hand, and other times they were only allowed to give verbal instructions. We also had them navigate the maze as a team.

Lesson: Jesus is our light and guide. We are trapped in darkness without Jesus.

Supplies:

- Caution Cones
- Blindfolds





### **Tuesday: Blanket Tag**

– 1 child tags, 1 child has a red blanket, and the other children run. The tagger has to try to tag the running children and if they get tagged they freeze. The blanket redeemer child has to cover the children in a red blanket to unfreeze them.

.Lesson: Jesus' blood frees us from the bondage of sin.

Supplies:  
Red Blanket



### **Wednesday: Street Cleaners**

– Each team gets a sidewalk square filled with sins written in chalk. The first group to cleanse their square by scrubbing it with water/rags wins. We made the bucket of water a distance away so they have to make several trips to rinse their rags.

Lesson: Jesus cleanses us from sin.

Supplies:  
Sidewalk Chalk  
Rags  
Bucket of Water



### **Thursday: Treasure Hunt**

– Hide treasures (plastic eggs) filled with candy in the backyard. The children have to find the treasures.

Lesson: The new heaven and earth will be filled with treasure and eternal life is a treasure worth seeking.

Supplies:  
Candy  
Plastic Easter Eggs  
Bags (for holding candy/eggs)



### **Friday: Growing Towers**

– In this review game ask the children trivia questions about the Bible lessons from the week. When they get an answer correct they get to place a jenga block on their team's tower. If they aren't careful and it falls down their team has to start again. The team with the tallest tower at the end of the game wins.

Supplies:

Review Questions (See Appendix 9)

2 Jenga Games



## **Appendix**

- 1 – Backyard Bible Club Flyer
- 2 – Sin Hearts
- 3 – Foam Hearts
- 4 – Facts About New Heaven & Earth
- 5 – Jewel Shapes
- 6 – Bible Verses
- 7 – Blindfold and Verse Sheets
- 8 – Doorknob Hanger
- 9 – Review Questions



# Backyard Bible Club

For kids ages 4-12

**July 18 – 22, 2016**

**Monday – Friday**

**10:00 a.m. – 11:30 a.m.**

**Cost: Free!**

**In the backyard of**

**Greg & Rachel Vrugink**

**Clearpoint Valley Townhouse 183**

**(616) 690-9349**

**Bible Lessons**

**Games**

**Snacks**

**Songs**

**Friends**

**Crafts**

If you plan to attend please let us know by returning this slip to Greg & Rachel Vrugink - Townhouse 183

Child's Name #1: \_\_\_\_\_

Child's Age #1: \_\_\_\_\_

Child's Name #2: \_\_\_\_\_

Child's Age #2: \_\_\_\_\_


Child's Name #3: \_\_\_\_\_

Child's Age #3: \_\_\_\_\_


Parent/Guardian Name: \_\_\_\_\_

Parent/Guardian Cell Phone: \_\_\_\_\_


Parent/Guardian Email: \_\_\_\_\_



My heart was dark with sin,  
until the Savior came in!








My heart was dark with sin,  
until the Savior came in!





### **Facts about New Heaven and New Earth**

1. Jesus will be there.
2. There will be no more crying – only happiness.
3. There will be no more death – only life.
4. There will be no more pain.
5. Everything will be new.
6. There will be a river clear as crystal.
7. There will be mansions.
8. There will be no sun or moon because the glory of God makes the city bright!
9. The streets are made of gold.
10. The gates are made of pearls
11. The foundation is made of precious jewels.
12. We will never sin.
13. We will have new bodies.
14. There will be a tree of life and we will live forever.
15. It will be filled with treasure.



**Free printable from [LDSCraftIdeas.com](http://LDSCraftIdeas.com)**

## **John 8:12**

**“Jesus spoke to them,  
saying, ‘I am the light of  
the world. Whoever  
follows me will not walk  
in darkness, but will have  
the light of life.’”**



## **John 3:16**

**“For God so loved the world, that he gave his only Son, that whoever believes in him should not perish but have eternal life.”**

## **2 Corinthians 5:17**

**“Therefore, if anyone is in Christ, he is a new creation. The old has passed away; behold, the new has come.”**

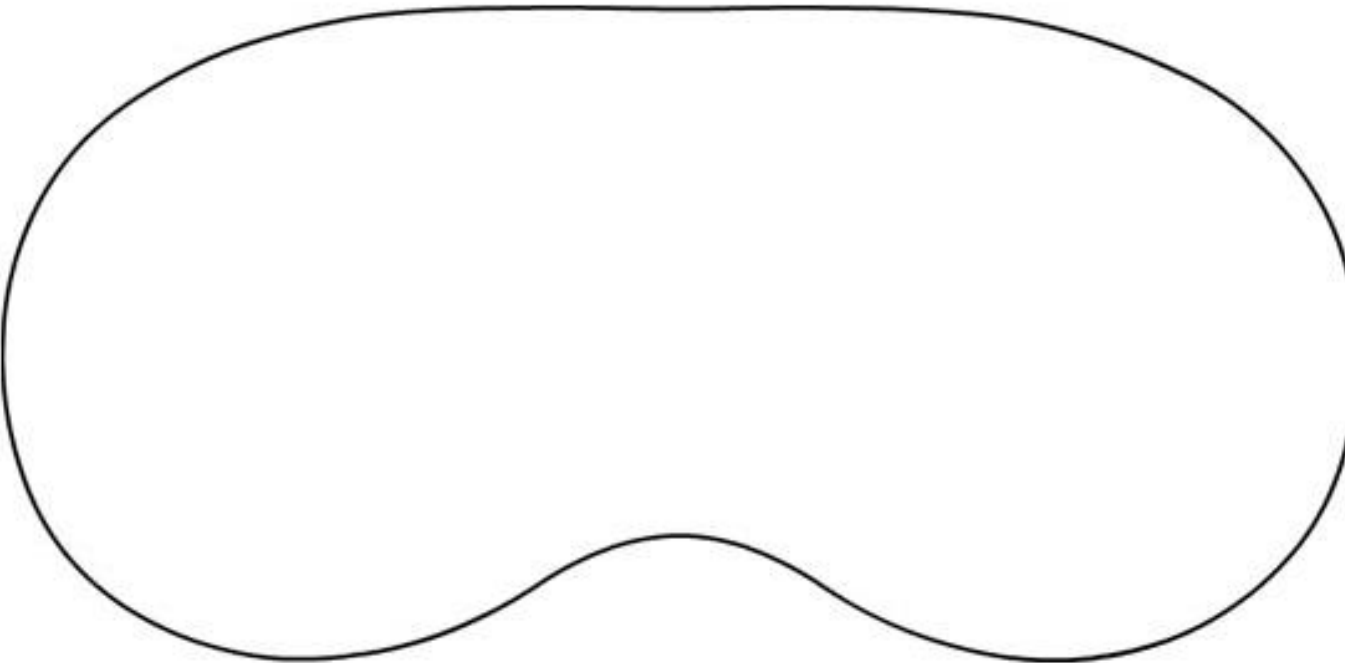
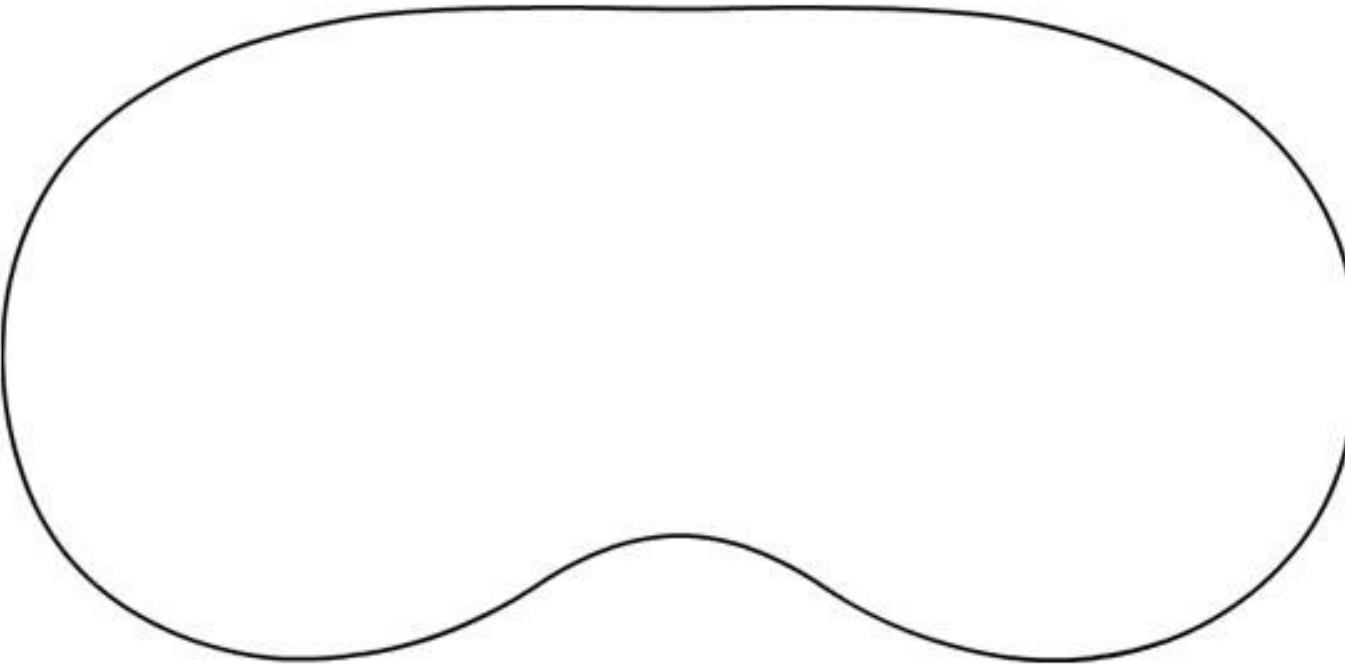
## **1 Peter 1:3-4**

**“Through Jesus Christ  
we have an inheritance  
that is indestructible,  
pure, and unfading, kept  
in heaven for you.”**



## **2 Peter 3:18**

**“Grow up in the grace  
and knowledge of our  
Lord and Savior Jesus  
Christ. To him be glory  
both now and forever.  
Amen.”**

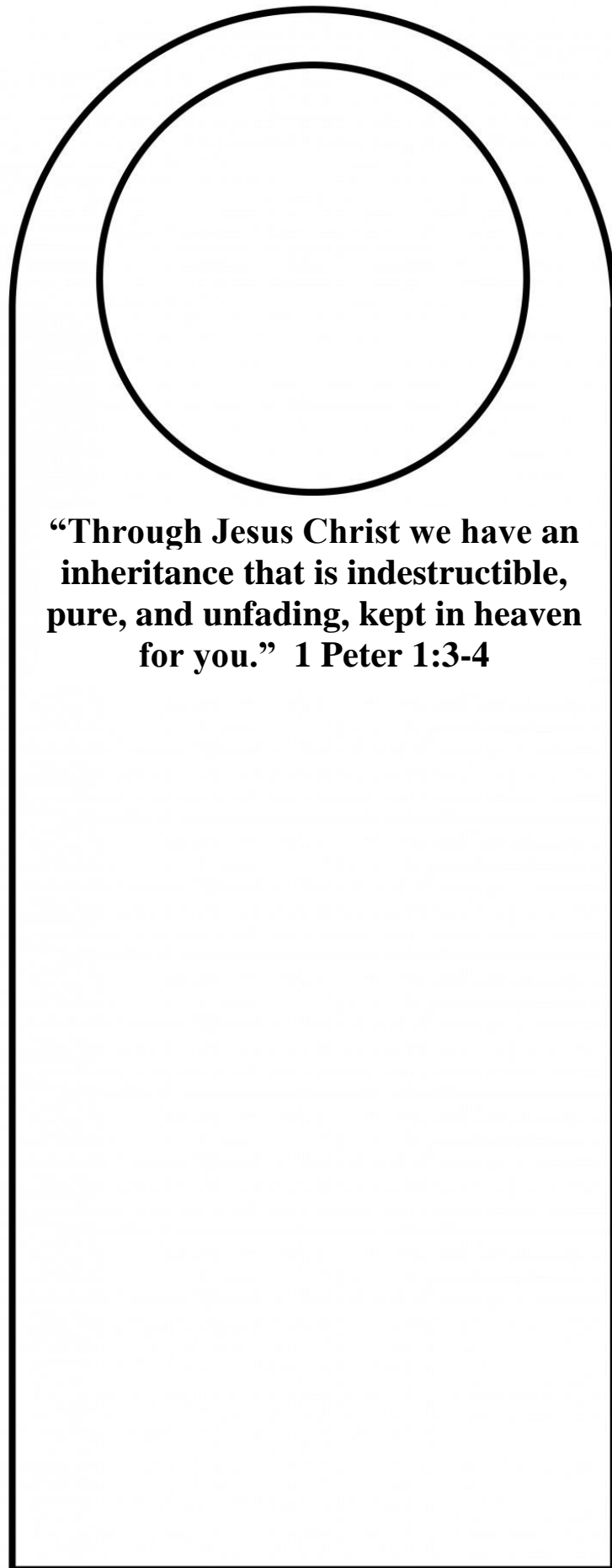


“Jesus spoke to them, saying, ‘I am the light of the world. Whoever follows me will not walk in darkness, but will have the light of life.’” John 8:12

“Jesus spoke to them, saying, ‘I am the light of the world. Whoever follows me will not walk in darkness, but will have the light of life.’” John 8:12

“Jesus spoke to them, saying, ‘I am the light of the world. Whoever follows me will not walk in darkness, but will have the light of life.’” John 8:12

“Jesus spoke to them, saying, ‘I am the light of the world. Whoever follows me will not walk in darkness, but will have the light of life.’” John 8:12



**“Through Jesus Christ we have an inheritance that is indestructible, pure, and unfading, kept in heaven for you.” 1 Peter 1:3-4**



1. What does the color black represent?
  - a. Sin
2. Can you say the black verse?
  - a. “Jesus spoke to them, saying, ‘I am the light of the world. Whoever follows me will not walk in darkness, but will have the light of life.’” John 8:12
3. Who were the first people to sin?
  - a. Adam and Eve
4. How did they sin?
  - a. They ate fruit from the forbidden tree
5. Who tempted them to sin?
  - a. Satan disguised as a snake
6. What promise did God make Adam and Eve that gave them hope?
  - a. One day someone would come and crush the snake, Satan
7. What is sin?
  - a. Sin is anything we do that does not please God – lying, disobeying, cheating, etc.
8. Who sins?
  - a. Everyone sins – except God
9. Why did we make blindfolds for our craft?
  - a. To remind us that without Jesus we are lost in darkness
10. What does the color red represent?
  - a. Jesus’ blood
11. Can you say the red verse?
  - a. “For God so loved the world, that he gave his only Son, that whoever believes in him should not perish but have eternal life.” John 3:16
12. Who was Jesus?
  - a. Jesus was the Son of God who came to earth and died on the cross for our sins
13. What was the name of the Roman ruler who decided to have Jesus killed?
  - a. Pilate
14. What terrible things happened to Jesus before he was crucified?
  - a. Jesus was whipped, mocked in a purple robe, had a crown of thorns put on his head, punched his face, and the soldiers made fun of him
15. Why did Jesus die on the cross?

- a. To take the penalty for our sins.
16. Why did we make life preservers for our craft?
- a. To remind us that Jesus saves us when we're drowning in sin
17. What does the color white represent?
- a. Clean
18. Can you say the white verse?
- a. "Therefore, if anyone is in Christ, he is a new creation. The old has passed away; behold, the new has come." 2 Corinthians 5:17
19. What was the name of the man who spoke to Jesus in the night about being born again?
- a. Nicodemus
20. What does it mean to be born again?
- a. It means to be born into God's family by placing your faith in Jesus Christ
21. How can we have our hearts washed clean?
- a. By believing Jesus Christ died on the cross for our sins and asking Him to save us
22. Why is it important for our dirty hearts to be washed clean?
- a. Only when our hearts are washed clean can we have eternal life in heaven with Jesus
23. Why did we make caterpillars/butterflies for our crafts?
- a. To remind us that when we become a Christian we are a new creation
24. What does the color gold represent?
- a. Heaven
25. Can you say the gold verse?
- a. "Through Jesus Christ we have an inheritance that is indestructible, pure, and unfading, kept in heaven for you." 1 Peter 1:3-4
26. Tell me three things that will NOT be in heaven?
- a. Death, Crying, & Pain
27. What new thing will be heaven in heaven?
- a. All things will be new / new bodies
28. What will heaven look like?
- a. Mansions, streets of gold, crystal river, treasure, etc.
29. How does heaven have light?
- a. God's glory makes the city bright

30. Who gets to go to heaven?
- a. Anyone who believes Jesus Christ died on the cross for their sins and asks Jesus to save them
31. What does the color green represent?
- a. Growing
32. Can you say the green verse?
- a. “Grow up in the grace and knowledge of our Lord and Savior Jesus Christ. To him be glory both now and forever. Amen.” 2 Peter 3:18
33. After Jesus went to heaven, He sent a special gift to help His followers do God’s work. What was the special gift?
- a. The Holy Spirit
34. After Jesus went to heaven, how did God explain to His people what they should do?
- a. God chose some of Jesus’ special followers to write letters to complete the Bible. The letters told God’s people how to live.
35. A flower needs three things to grow – one of them is soil. How is soil like something a Christian needs to grow?
- a. A Christian needs to first be planted in Jesus Christ to grow – without being rooted in Jesus we can’t have true life.
36. A flower needs sunshine to grow. How is water like something a Christian needs to grow?
- a. A Christian needs to read the Bible to grow into a healthy and strong believer
37. A flower needs water to grow. How is water like something a Christian needs to grow?
- a. A Christian needs to spend time with other believers to be refreshed.